


## Set up

Set up a 6' (or longer) table. Place the table cloth on the table and unfold the game board. Be sure the power cord and the tweezers are plugged into their designated ports.



Place the game pieces into their corresponding holes and begin to play. Use the tweezers to carefully remove the various objects without touching the sides of the openings. When a player set-off the sound effects, they pass the tweezers to the next player. The person with the most pieces at the end of the game is the winner.

For faster paced action, use the optional stop watch.




***Keep electronics away from water.***

**1 800 637-3656**

***[www.twisterdisplay.com](http://www.twisterdisplay.com)***

## Set up

Set up a 6' (or longer) table. Place the table cloth on the table and unfold the game board. Be sure the power cord and the tweezers are plugged into their designated ports.



Place the game pieces into their corresponding holes and begin to play. Use the tweezers to carefully remove the various objects without touching the sides of the openings. When a player set-off the sound effects, they pass the tweezers to the next player. The person with the most pieces at the end of the game is the winner.

For faster paced action, use the optional stop watch.



***Keep electronics away from water.***

**1 800 637-3656**


***[www.twisterdisplay.com](http://www.twisterdisplay.com)***

# Under the **KNIFE**

## Instructions

### Packing List

<u>DESCRIPTION</u>	<u>QUANTITY</u>
GAME BOARD	1
GAME PIECES (15 per set)	2 sets
GIANT TWEEZERS	1
STOP WATCH	1
TABLE CLOTH	1
TOTE BAG	1
A/C ADAPTER	1



**1 800 637-3656**

**[www.twisterdisplay.com](http://www.twisterdisplay.com)**